

# PUSH BUTTON LOCK NO. 8600 FOR DOUBLE SLIDING GLASS DOORS



## MODEL # 8600

### Finish:

Chrome plated # 14.09.420  
Alu finish # 14.09.423  
Chrome w/Master key # 14.09.422

### Application:

Double sliding glass doors  
on alu rails

### Accessories:

1 lock cylinder 22 mm  
1 grub screw for fastening  
2 metal keys, double entry

### Function:

Push cylinder to lock  
Turn key to unlock

### Specification:

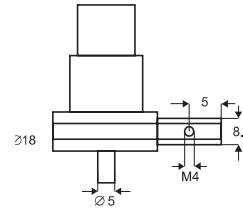
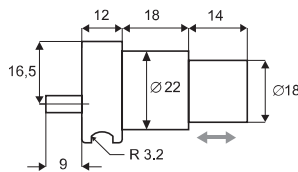
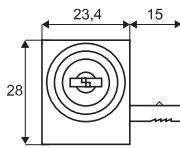
Zamak house: 28 x 24 x 12 mm  
400 key combinations or key alike  
Master Key system available  
on request

### Option:

Master key

### Packing:

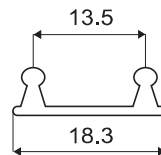
250 pcs per export carton  
25 pcs per box



## ACCESSORIES

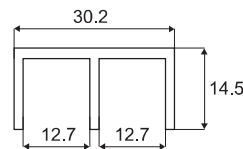
### BOTTOM TRACK

Aluminium:  
Anodized # 22.26.030  
Standard length: 2 metres



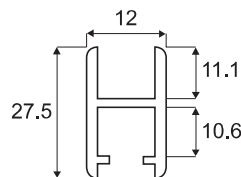
### TOP E-TRACK

Aluminium:  
Anodized # 22.26.010  
Standard length: 2 metres

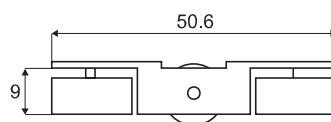


### GLASS H-RAIL

Aluminium:  
Anodized # 22.26.020  
Standard length: 2 metres  
For 5 - 6 mm glass thickness



**TROLLEY** w/Nylon Wheels  
Nickel plated # 22.26.040  
Load capacity: 3 kg



**U-SPLINE PLASTIC** # 22.26.060  
Rolls of 100 mts



**SILENCER** # 22.26.070  
Plastic, clear  
Bags of 100 pcs

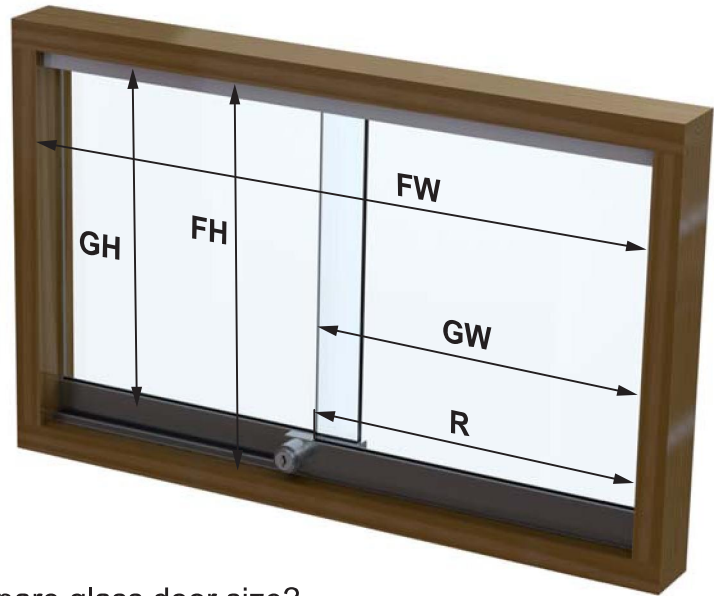


**END CAP ZAMAK**  
Chrome plated # 22.26.050  
Alu finish # 22.26.049

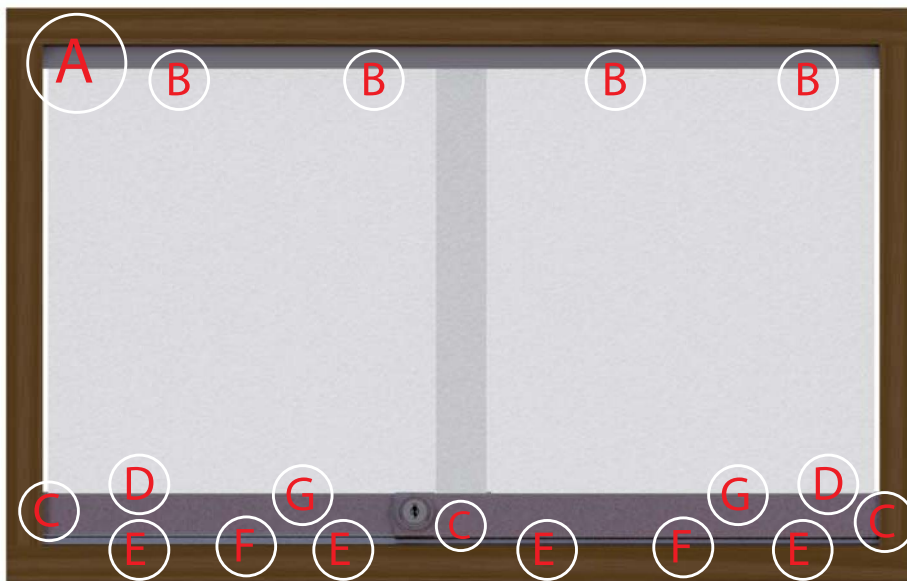
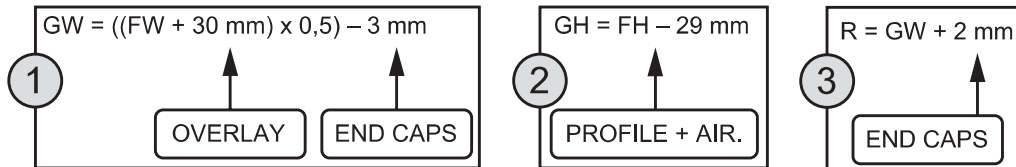


## SYSTEM #8600

FW = Frame width (inside measurement)  
 GW = Glass width  
 FH = Frame height (inside measurement)  
 GH = Glass height  
 R = Rail length



### How to prepare glass door size?



- |   |   |   |  |
|---|---|---|--|
| <p><b>A</b></p> <p>TOP E-Track #22.26.010</p> | <p><b>B</b></p> <p>SILENCER #22.26.070<br/>inside TOP E-Track</p> | <p><b>C</b></p> <p>END CAP ZAMAK #22.26.050</p> | <p><b>D</b></p> <p>U-SPLINE PLASTIC #22.26.060</p> |
| <p><b>E</b></p> <p>TROLLEY #22.26.040</p>     | <p><b>F</b></p> <p>BOTTOM TRACK #22.26.030</p>                    | <p><b>G</b></p> <p>GLASS H-RAIL #22.26.020</p>  |  |