

Häfele Pull out and turn for corner cabinets

- > Complete fitting set with baskets, maximum use of corner space
- > One gentle pull brings the entire contents out of the cabinet



- > Area of application: For corner base units 900 x min. 495 mm
- > Material: Fitting, runners and hanging baskets: Steel, base: Chipboard
- > Finish: Fitting: Powder coated, anthracite, runners: Zinc plated, hanging baskets: Chrome plated/anthracite powder coated, base: White/black
- > Version: Swings out to the left or right, with guided movement, with soft closing mechanism, 2 tiers
- > Internal installation height: ≥ 620 mm
- > Load bearing capacity: 30 kg, front baskets each 5 kg, rear baskets each 10 kg
- > Dim.: Front baskets : 400 x 290 x 80 mm (W x D x H), rear baskets: 430 x 245 x 80 mm (W x D x H)

Supplied with

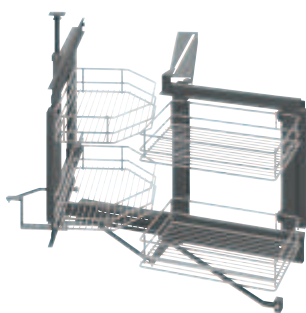
- 1 pull out and turn fitting for corner cabinets
- 4 hanging baskets, chrome plated
- 1 set of installation instructions

6

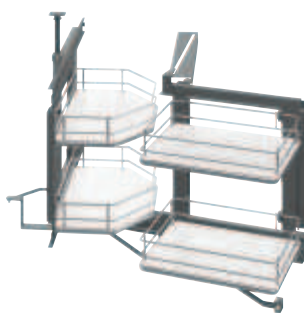
Kitchen Cabinet Fittings

Version	Chrome plated		Chrome plated, white		Anthracite powder coated, black	
	Left	Right	Left	Right	Left	Right
Wire shelf	542.00.204	542.00.203	–	–	–	–
Wooden shelf	–	–	542.00.704	542.00.703	542.00.304	542.00.303

Packing: 1 piece



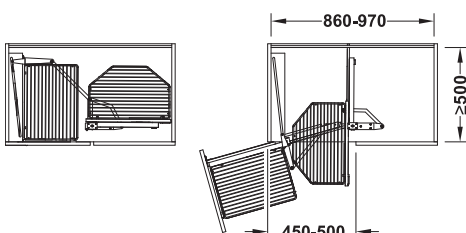
Wire shelf



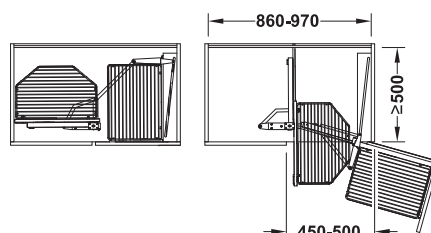
Wooden shelf



Wooden shelf



Left hand version



Right hand version

DGH-M-INT 2020, HDE-en, 05/19. Dimensional data not binding. We reserve the right to alter specifications without notice.